

Directions: Donating to the Drew Chapin Scholarship Fund

1. Point your web browser to <https://www.myschoolbucks.com/>
2. Click the Sign Up Free button

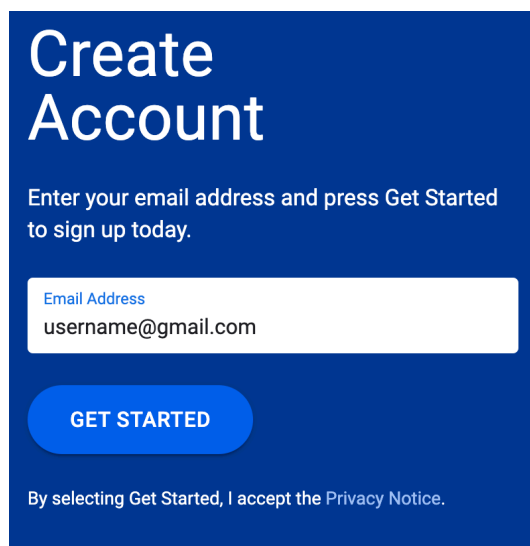
School payments made easy

From the cafeteria to the classroom, pay anytime,
anywhere from your mobile phone or computer.

Sign Up Free

Download App →

3. Enter your email and click Get Started



Create Account

Enter your email address and press Get Started to sign up today.

Email Address
username@gmail.com

GET STARTED

By selecting Get Started, I accept the Privacy Notice.

4. Fill in the requested information and create your password on the next screens
5. Click Create Account
6. Next Log In (this step included a verification step via email or text message)
7. Click Get Started
8. Add District --

Add District

Search for your district by state or province

🌐 Illinois

🌐 Grayslake CHSD 127

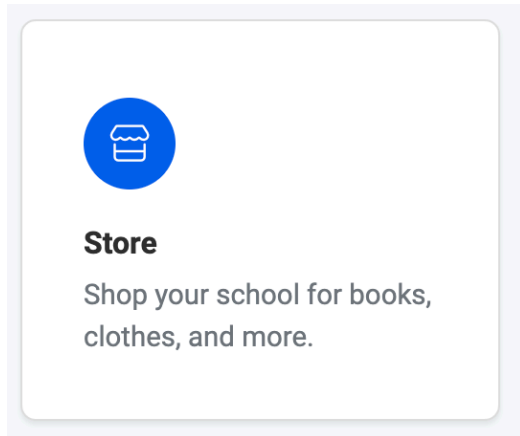
Cancel

Add District

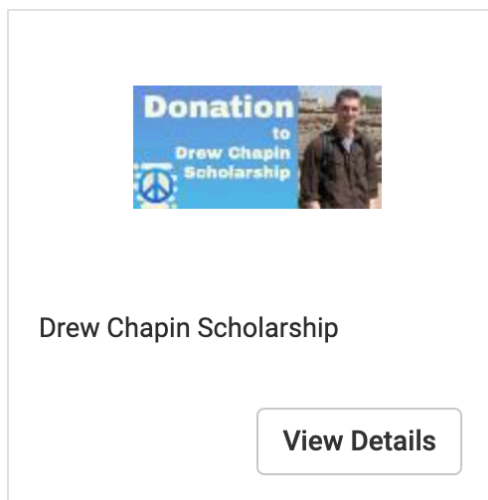
9. Add security questions

10. When prompted to Add Students, select **Skip**

11. Click on Store



12. Click on Drew Chapin Scholarship, then click on View Details



13. Add the amount you'd like to donate

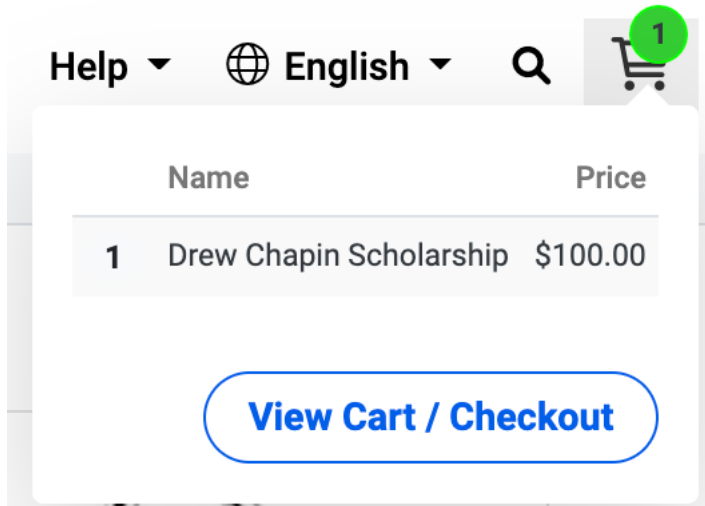
14. Add to cart

Drew Chapin Scholarship

Amount to Pay

Quantity

15. Click on View Cart/Checkout



16. Enter your payment information and proceed as usual.

If you made it this far, thank you!!!